

Symbiox Investment & Trading Co Ltd

7A, Rani Rashmoni Road
Kolkata - 700 013
Phone : 033-3251 5833
CIN : L65993WB1979PLC032012
Website : www.symbioxinvestment.com
E-mail ID : symbioxinvestment100@gmail.com

Date: 20th July, 2021

To,
The Bombay Stock Exchange Limited,
PJ Towers, Dalal Street
Mumbai- 400 001

To,
The Calcutta Stock Exchange Limited
7, Lyons Range,
Kolkata- 700 001

To,
Compliance Department
Metropolitan Stock Exchange of India Limited
Vibgyor Towers, 4th floor, Plot No C 62, G - Block,
Opp. Trident Hotel, Bandra Kurla Complex,
Bandra (E),
Mumbai - 400 098

Sub: Quarterly Compliance of Shareholding Pattern as per SEBI Regulation 31 of the Securities and Exchange Board of India (Listing Obligation and Disclosure Requirements) Regulation, 2015 as on 30.06.2021.

BSE Scrip Code: 539278 CSE Scrip Code: 02946 Symbol: SYMBIOX

Dear Sir/Madam


We are enclosing herewith the details of Shareholding Pattern of the Company pursuant as per Regulation 31 of SEBI (Listing Obligation & Disclosure Requirement) Regulation, 2015, for the Quarter ended 30th June, 2021.

Kindly take the above information on record.

Thanking you,
Yours faithfully,

For Symbiox Investment & Trading Co Ltd

Neha Pansari
Neha Pansari
Company Secretary
M. No. 31763



Format of holding of specified securities

Annexure - I

1. Name of the Listed Entity : SYMBIOX INVESTMENT & TRADING CO.LTD.
2. Scrip Code : _____ /Name of Scrip _____ /Class of Security : Equity Shares
3. Share Holding Pattern Field under: Reg.31(1)(b)/Reg.31(1)(c)
 - a. If under 31(1)(b) then indicate the report for Quarter ending 30.06.2021
4. Declaration: The Listed entity is required to submit the following declaration to the extent of submission of information:-

Particulars	Yes*	No*
1. Whether the Listed Entity has issued any partly paid up shares ?		
2. Whether the Listed Entity has issued any Convertible Securities or Warrants ?		
3. Whether the Listed Entity has any shares against which depository receipts are issued ?		
4. Whether the Listed Entity has any shares in locked-in ?		
5. Whether any shares held by promoters are pledge or otherwise encumbered ?		

5. The tabular format for disclosure of holding of specified securities is as follows :-




Table I - Summary Statement holding of specified securities

Category (i)	Category of shareholder (ii)	Nos. of shareholders (iii)	No. of fully paid up equity shares held (iv)	No. of partly paid-up equity shares held (v)	No. of shares underlying Depository Receipt (vi)	Total nos. shares held (vii) = (iv)+(v)+(vi)	Shareholding as a % of total no. of shares (calculated as per SCRR, 1957) (viii) As a % of (A+B+C2)	Number of Voting Rights held in each class of securities (ix)			No. of Shares Underlying convertible securities (including Warrants) (x)	Shareholding as a % assuming full conversion of convertible securities (as a percentage of diluted share capital) (xi) = (vi)+(x) as a % of (A+B+C)	Number of Locked in shares (xii)		Number of Shares pledged or otherwise encumbered (xiii)	Number of equity shares held in dematerialized form (xiv)
								Class eq: Eq	Class eq:y	Total			No. (a)	As a % of total Shares held (b)		
(A)	Promoter & Promoters Group	2.00	1040900.00			1040900.00	3.33	1040900.00		3.33					1040900.00	
(B)	Public	4562.00	30246430.00			30246430.00	96.67	30246430.00		96.67					29764928.00	
(C)	Non Promoter-Non Public															
(C1)	Shares underlying DRs															
(C2)	Shares held by Employee Trust															
	Total: =	4564.00	31287330.00	0.00		31287330.00	100.00	31287330.00	100.00	100.00	0.00	0.00	0.00	0.00	30805628.00	
	Actual Holder->	4619.00														



Table II - Statement showing shareholding pattern of the Promoter and Promoter Group

Category & Name of shareholders (i)	PAN (ii)	Nos. of shareholders (iii)	No. of fully paid up equity shares held (iv)	No. of partly paid up equity shares held (v)	Nos. of underlying Depository Receipt (vi)	Total nos. shares (vii) = (iv)+(v)+(vi)	Shareholding % as on 31.03.2018 As a % of (A+B+C2) (viii)	Number of Voting Rights held in each class of securities (ix)			No. of Shares Underlying convertible securities (including Warrants) (x)	Shareholding as a % assuming full conversion of convertible securities (as a diluted share capital) (xi) = (vii)+(x) as a % of (A+B+C)	Number of Locked in shares (xii)		Number of Shares pledged or otherwise encumbered (xiii)		Number of equity shares held in dematerialized form (xiv)
								Class (Ea)	Class (Eb)	Total			No. (a)	As a % of total Shares held (b)	No. (a)	As a % of total Shares held (b)	
(1) INDIAN :																	
(a) Individuals / HUF																	
1 GAURAV AUDIHYA	AJHPA9255H	1.00	40900.00	0.00	0.00	40900.00	0.13	40900.00	0.00	40900.00	0.13	0.00	0.00	0.00	0.00	0.00	40900.00
TOTAL			40900.00	0.00	0.00	40900.00	0.13	40900.00	0.00	40900.00	0.13	0.00	0.00	0.00	0.00	0.00	40900.00
(b) Central Govt./State Govt.(s)		0.00	0.00	0.00	0.00	0.00	0.00	0.00	0.00	0.00	0.00	0.00	0.00	0.00	0.00	0.00	0.00
(c) Financial Institutions / Banks		0.00	0.00	0.00	0.00	0.00	0.00	0.00	0.00	0.00	0.00	0.00	0.00	0.00	0.00	0.00	0.00
(d) Any Other (specify)																	
Bodies Corporate																	
1 TYRO COMMERCIAL PRIVATE AAECT9687R		1.00	1000000.00	0.00	0.00	1000000.00	3.20	1000000.00	0.00	1000000.00	3.20	0.00	0.00	0.00	0.00	0.00	1000000.00
TOTAL			1000000.00	0.00	0.00	1000000.00	3.20	1000000.00	0.00	1000000.00	3.20	0.00	0.00	0.00	0.00	0.00	1000000.00
Mutual Fund		0.00	0.00	0.00	0.00	0.00	0.00	0.00	0.00	0.00	0.00	0.00	0.00	0.00	0.00	0.00	0.00
Trust		0.00	0.00	0.00	0.00	0.00	0.00	0.00	0.00	0.00	0.00	0.00	0.00	0.00	0.00	0.00	0.00
Others		0.00	0.00	0.00	0.00	0.00	0.00	0.00	0.00	0.00	0.00	0.00	0.00	0.00	0.00	0.00	0.00
Sub Total (A)(1) :		2.00	1040900.00	0.00	0.00	1040900.00	3.33	1040900.00	0.00	1040900.00	3.33	0.00	0.00	0.00	0.00	0.00	1040900.00
(2) FOREIGN :																	
(a) NRI / Foreign Individuals		0.00	0.00	0.00	0.00	0.00	0.00	0.00	0.00	0.00	0.00	0.00	0.00	0.00	0.00	0.00	0.00
(b) Foreign Govt.-Promoter		0.00	0.00	0.00	0.00	0.00	0.00	0.00	0.00	0.00	0.00	0.00	0.00	0.00	0.00	0.00	0.00
(c) Foreign Inst./Invst.(FILS)		0.00	0.00	0.00	0.00	0.00	0.00	0.00	0.00	0.00	0.00	0.00	0.00	0.00	0.00	0.00	0.00
(d) Foreign Portfolio Investor		0.00	0.00	0.00	0.00	0.00	0.00	0.00	0.00	0.00	0.00	0.00	0.00	0.00	0.00	0.00	0.00
(e) Any Other (specify)																	
Foreign Company		0.00	0.00	0.00	0.00	0.00	0.00	0.00	0.00	0.00	0.00	0.00	0.00	0.00	0.00	0.00	0.00
Overseas Corporate Bodies		0.00	0.00	0.00	0.00	0.00	0.00	0.00	0.00	0.00	0.00	0.00	0.00	0.00	0.00	0.00	0.00
Foreign Bank		0.00	0.00	0.00	0.00	0.00	0.00	0.00	0.00	0.00	0.00	0.00	0.00	0.00	0.00	0.00	0.00
Sub Total (A)(2) :		2.00	1040900.00	0.00	0.00	1040900.00	3.33	1040900.00	0.00	1040900.00	3.33	0.00	0.00	0.00	0.00	0.00	1040900.00
Total Shareholding of Promoter and Promoter Group																	



Table III - Statement showing shareholding pattern of the Public shareholder

Category & Name of shareholders (i)	PAN (ii)	Nos. of shareholder (iii)	No. of fully paid up equity shares held (iv)	No. of partly paid-up equity shares held (v)	Nos. of shares underlying Depository Receipt (vi)	Total nos. shares held (vii) = (iv)+(v)+(vi)	Shareholding % calculated as per SCRR, 1957 As a % of (A+B+C2) (viii)	Number of Voting Rights held in each class of securities (ix)			Total as a % of Total Voting rights (x)	No. of Shares Underlying convertible securities (including Warrants) (xi)	Shareholding as a % assuming full conversion of convertible securities (as a percentage of diluted share capital) (xii) = (xj)/(A+B+C)	Number of Locked in shares (xiii)		Number of Shares pledged or otherwise encumbered (a)	As a % of total Shares held (b)	Number of equity shares held in dematerialized form (xiv)
								Class (Eq.)	Class y	Total				No. (a)	As a % of total Shares held (b)			
(1) Institutions :																		
(a) Mutual Funds / UTI		0.00	0.00	0.00	0.00	0.00	0.00	0.00	0.00	0.00	0.00	0.00	0.00	0.00	0.00	0.00	0.00	0.00
(b) Venture Capital Funds		0.00	0.00	0.00	0.00	0.00	0.00	0.00	0.00	0.00	0.00	0.00	0.00	0.00	0.00	0.00	0.00	0.00
(c) Alternate Investment Fund		0.00	0.00	0.00	0.00	0.00	0.00	0.00	0.00	0.00	0.00	0.00	0.00	0.00	0.00	0.00	0.00	0.00
(d) Foreign Venture Capital Investor		0.00	0.00	0.00	0.00	0.00	0.00	0.00	0.00	0.00	0.00	0.00	0.00	0.00	0.00	0.00	0.00	0.00
(e) Foreign Portfolio Investor		0.00	0.00	0.00	0.00	0.00	0.00	0.00	0.00	0.00	0.00	0.00	0.00	0.00	0.00	0.00	0.00	0.00
(f) Financial Institutions/Banks		0.00	0.00	0.00	0.00	0.00	0.00	0.00	0.00	0.00	0.00	0.00	0.00	0.00	0.00	0.00	0.00	0.00
(g) Insurance Companies		0.00	0.00	0.00	0.00	0.00	0.00	0.00	0.00	0.00	0.00	0.00	0.00	0.00	0.00	0.00	0.00	0.00
(h) Provident Funds/Pension Funds		0.00	0.00	0.00	0.00	0.00	0.00	0.00	0.00	0.00	0.00	0.00	0.00	0.00	0.00	0.00	0.00	0.00
(i) Any Other (specify)		0.00	0.00	0.00	0.00	0.00	0.00	0.00	0.00	0.00	0.00	0.00	0.00	0.00	0.00	0.00	0.00	0.00
Foreign Inst.(FILs)		0.00	0.00	0.00	0.00	0.00	0.00	0.00	0.00	0.00	0.00	0.00	0.00	0.00	0.00	0.00	0.00	0.00
Sub Total (B)(1) :		0.00	0.00	0.00	0.00	0.00	0.00	0.00	0.00	0.00	0.00	0.00	0.00	0.00	0.00	0.00	0.00	0.00
(2) Central Govt./State Govt./ President of India :																		
President of India :																		
Sub Total (B)(2) :		0.00	0.00	0.00	0.00	0.00	0.00	0.00	0.00	0.00	0.00	0.00	0.00	0.00	0.00	0.00	0.00	0.00
(3) Non-institutions :																		
(a) Individuals -																		
j) Indv. shareholders holding nominal share capital upto Rs. 2 Lakh.		4383.00	7192917.00	0.00	0.00	7192917.00	22.99	7192917.00	0.00	7192917.00	22.99	0.00	22.99	0.00	0.00	0.00	0.00	6832915.00
TOTAL :====		4383.00	7192917.00	0.00	0.00	7192917.00	22.99	7192917.00	0.00	7192917.00	22.99	0.00	22.99	0.00	0.00	0.00	0.00	6832915.00
ii) Indv. shareholders holding nominal share capital in excess of Rs. 2 Lakh.																		
1 RAJU SHARDE	FEAP51341D		20210.00	0.00	0.00	20210.00	0.06	20210.00	0.00	20210.00	0.06	0.00	0.06	0.00	0.00	0.00	0.00	20210.00
2 ANUSREE C	AMPPC9439G		20333.00	0.00	0.00	20333.00	0.07	20333.00	0.00	20333.00	0.07	0.00	0.07	0.00	0.00	0.00	0.00	20333.00
3 NITASHA GUPTA	AGKPG1453B		21000.00	0.00	0.00	21000.00	0.07	21000.00	0.00	21000.00	0.07	0.00	0.07	0.00	0.00	0.00	0.00	21000.00
4 ESHWAR CHAND GUPTA	ADDPG9966D		21154.00	0.00	0.00	21154.00	0.07	21154.00	0.00	21154.00	0.07	0.00	0.07	0.00	0.00	0.00	0.00	21154.00
5 ARNAB MONDAL	BKFFM8781E		22180.00	0.00	0.00	22180.00	0.07	22180.00	0.00	22180.00	0.07	0.00	0.07	0.00	0.00	0.00	0.00	22180.00
6 CHIMANLAL NARANDAS BRAHAMBHATT			22500.00	0.00	0.00	22500.00	0.07	22500.00	0.00	22500.00	0.07	0.00	0.07	0.00	0.00	0.00	0.00	22500.00
7 ASHIT KAPUR	ABDPK3847M		22715.00	0.00	0.00	22715.00	0.07	22715.00	0.00	22715.00	0.07	0.00	0.07	0.00	0.00	0.00	0.00	22715.00
8 ARPAN ANILKUMAR PAREKH	ACWPP4866D		23000.00	0.00	0.00	23000.00	0.07	23000.00	0.00	23000.00	0.07	0.00	0.07	0.00	0.00	0.00	0.00	23000.00
9 JITENDRA MOHANLAL KATARMAL	AWGPK2800C		23000.00	0.00	0.00	23000.00	0.07	23000.00	0.00	23000.00	0.07	0.00	0.07	0.00	0.00	0.00	0.00	23000.00
10 SATYA DEVI AGARWAL	AISPA8928M		24140.00	0.00	0.00	24140.00	0.08	24140.00	0.00	24140.00	0.08	0.00	0.08	0.00	0.00	0.00	0.00	24140.00
11 ASHWIN K RAMBHIA	AAHHA2656R		25000.00	0.00	0.00	25000.00	0.08	25000.00	0.00	25000.00	0.08	0.00	0.08	0.00	0.00	0.00	0.00	25000.00
12 MAHENDRA K RAMBHIA	AAHHM9072K		25000.00	0.00	0.00	25000.00	0.08	25000.00	0.00	25000.00	0.08	0.00	0.08	0.00	0.00	0.00	0.00	25000.00
13 RINKI BANSAL	BLFPB0491M		25000.00	0.00	0.00	25000.00	0.08	25000.00	0.00	25000.00	0.08	0.00	0.08	0.00	0.00	0.00	0.00	25000.00
14 POOJA AKHIL SHAH	FJKPS3644D		25725.00	0.00	0.00	25725.00	0.08	25725.00	0.00	25725.00	0.08	0.00	0.08	0.00	0.00	0.00	0.00	25725.00
15 SUBHAS CHANDRA BANERJEE	ADKP2188D		26000.00	0.00	0.00	26000.00	0.08	26000.00	0.00	26000.00	0.08	0.00	0.08	0.00	0.00	0.00	0.00	26000.00
16 RATHINDRA CHAKRABORTY	ABMP00807A		26582.00	0.00	0.00	26582.00	0.09	26582.00	0.00	26582.00	0.09	0.00	0.09	0.00	0.00	0.00	0.00	26582.00
17 SUNITA GUPTA	AFPPG0311N		27000.00	0.00	0.00	27000.00	0.09	27000.00	0.00	27000.00	0.09	0.00	0.09	0.00	0.00	0.00	0.00	27000.00
18 NARENDRA PURSHOTTAM BHANUSHAH	AACHN9042H		27250.00	0.00	0.00	27250.00	0.09	27250.00	0.00	27250.00	0.09	0.00	0.09	0.00	0.00	0.00	0.00	27250.00
19 IG MOHANRAJ	DBYPM1374P		30000.00	0.00	0.00	30000.00	0.10	30000.00	0.00	30000.00	0.10	0.00	0.10	0.00	0.00	0.00	0.00	30000.00
20 PRAMOD JAGANNATH SHETAKE	ADXP80809N		30000.00	0.00	0.00	30000.00	0.10	30000.00	0.00	30000.00	0.10	0.00	0.10	0.00	0.00	0.00	0.00	30000.00
21 VIJAY SURESHCHANDRA AGRAWAL	ABDPA8896L		30009.00	0.00	0.00	30009.00	0.10	30009.00	0.00	30009.00	0.10	0.00	0.10	0.00	0.00	0.00	0.00	30009.00
22 T. SONIA	AWYF52514F		31643.00	0.00	0.00	31643.00	0.10	31643.00	0.00	31643.00	0.10	0.00	0.10	0.00	0.00	0.00	0.00	31643.00
23 RACHANABEN RACHANABEN PATEL	NBZDPP4153L		32000.00	0.00	0.00	32000.00	0.10	32000.00	0.00	32000.00	0.10	0.00	0.10	0.00	0.00	0.00	0.00	32000.00
24 BINDU AJAYAKUMAR	BRTPA1635C		30009.00	0.00	0.00	30009.00	0.10	30009.00	0.00	30009.00	0.10	0.00	0.10	0.00	0.00	0.00	0.00	30009.00
25 SHANKAR GOUTHAM AYAPILLA	AJCPA6930E		31643.00	0.00	0.00	31643.00	0.10	31643.00	0.00	31643.00	0.10	0.00	0.10	0.00	0.00	0.00	0.00	31643.00
26 AMRIT LAL AGARWAL	AJCPA9951H		32000.00	0.00	0.00	32000.00	0.10	32000.00	0.00	32000.00	0.10	0.00	0.10	0.00	0.00	0.00	0.00	32000.00
27 TAMANNA SUNIL BRAHMBHATT	ADSPB6743L		32500.00	0.00	0.00	32500.00	0.10	32500.00	0.00	32500.00	0.10	0.00	0.10	0.00	0.00	0.00	0.00	32500.00
28 CHANDRA SEKHAR SHARMA	AMF56544F		32500.00	0.00	0.00	32500.00	0.10	32500.00	0.00	32500.00	0.10	0.00	0.10	0.00	0.00	0.00	0.00	32500.00
29 AJAY SHARMA	AUIPS6435K		32500.00	0.00	0.00	32500.00	0.10	32500.00	0.00	32500.00	0.10	0.00	0.10	0.00	0.00	0.00	0.00	32500.00

80	KIRTI SHALENDRA WADILE	CMBP6K5177M	119699.00	0.00	0.00	0.00	119699.00	0.00	0.38	0.00	0.00	0.00	0.00	0.00	0.00	0.00	0.00	119699.00
81	THOMAS PAUL	AHGPT8306F	120000.00	0.00	0.00	0.38	120000.00	0.00	0.38	0.00	0.00	0.00	0.00	0.00	0.00	0.00	0.00	120000.00
82	SWARUP GUJCHAHT	AHGPS0388R	131530.00	0.00	0.00	0.42	131530.00	0.00	0.42	0.00	0.00	0.00	0.00	0.00	0.00	0.00	0.00	131530.00
83	PRAMOD KUMAR OJHA	ACEPO6340F	321000.00	0.00	0.00	1.03	321000.00	0.00	1.03	0.00	0.00	0.00	0.00	0.00	0.00	0.00	0.00	321000.00
84	BINOD KUMAR OJHA	ABWPO98660P	321500.00	0.00	0.00	1.03	321500.00	0.00	1.03	0.00	0.00	0.00	0.00	0.00	0.00	0.00	0.00	321500.00
85	DINESH AGARWAL	AAASP0316K	325000.00	0.00	0.00	1.04	325000.00	0.00	1.04	0.00	0.00	0.00	0.00	0.00	0.00	0.00	0.00	325000.00
86	SUBRATA HAZRA	AAWP0249K	330000.00	0.00	0.00	1.05	330000.00	0.00	1.05	0.00	0.00	0.00	0.00	0.00	0.00	0.00	0.00	330000.00
87	BISHAL SINGH	FPOPS094E	330000.00	0.00	0.00	1.05	330000.00	0.00	1.05	0.00	0.00	0.00	0.00	0.00	0.00	0.00	0.00	330000.00
88	DEBASISH MITRA	CTLPM1069F	350937.00	0.00	0.00	1.12	350937.00	0.00	1.12	0.00	0.00	0.00	0.00	0.00	0.00	0.00	0.00	350937.00
89	VJAY SONI	CXQPS1786L	355357.00	0.00	0.00	1.14	355357.00	0.00	1.14	0.00	0.00	0.00	0.00	0.00	0.00	0.00	0.00	355357.00
90	AJAY SAMADDER	IXWPS2653B	356000.00	0.00	0.00	1.14	356000.00	0.00	1.14	0.00	0.00	0.00	0.00	0.00	0.00	0.00	0.00	356000.00
91	SWAPNA SINGH	GHPYS8827B	365000.00	0.00	0.00	1.17	365000.00	0.00	1.17	0.00	0.00	0.00	0.00	0.00	0.00	0.00	0.00	365000.00
92	ANIL SHAW	CDYPS59178N	395500.00	0.00	0.00	1.26	395500.00	0.00	1.26	0.00	0.00	0.00	0.00	0.00	0.00	0.00	0.00	395500.00
93	ABHILASHA SINGHANIA	ALQPS1206B	400000.00	0.00	0.00	1.28	400000.00	0.00	1.28	0.00	0.00	0.00	0.00	0.00	0.00	0.00	0.00	400000.00
94	UTTAM KUMAR KESHARI	ATMPK7533R	481502.00	0.00	0.00	1.54	481502.00	0.00	1.54	0.00	0.00	0.00	0.00	0.00	0.00	0.00	0.00	481502.00
	TOTAL :===		8303515.00	0.00	0.00	26.54	8303515.00	0.00	26.54	0.00	0.00	0.00	0.00	0.00	0.00	0.00	0.00	8182015.00
	(b) NBF Cs registered with RBI		0.00	0.00	0.00	0.00	0.00	0.00	0.00	0.00	0.00	0.00	0.00	0.00	0.00	0.00	0.00	0.00
	(c) Employee Trusts		0.00	0.00	0.00	0.00	0.00	0.00	0.00	0.00	0.00	0.00	0.00	0.00	0.00	0.00	0.00	0.00
	(d) Overseas Depositories (holding DRs) (balancing figure)		0.00	0.00	0.00	0.00	0.00	0.00	0.00	0.00	0.00	0.00	0.00	0.00	0.00	0.00	0.00	0.00
	(e) Any Other (specify) :																	
	Bodies Corporate																	
	j) Holding 1% and above :																	
1	ALIMAS REALTORS PRIVATE LIMITED	AALCA4210A	327500.00	0.00	0.00	1.05	327500.00	0.00	1.05	0.00	0.00	0.00	0.00	0.00	0.00	0.00	0.00	327500.00
2	SUBHLABH TRADEVIN PRIVATE LIMITED	AAAMCS0257L	428000.00	0.00	0.00	1.37	428000.00	0.00	1.37	0.00	0.00	0.00	0.00	0.00	0.00	0.00	0.00	428000.00
3	DEVESHWAR REALTY PRIVATE LIMITED	AADCDC06663J	457000.00	0.00	0.00	1.46	457000.00	0.00	1.46	0.00	0.00	0.00	0.00	0.00	0.00	0.00	0.00	457000.00
4	GREATFIN LEASING & CREDIT LIMITED	AAAGCS285C	460000.00	0.00	0.00	1.47	460000.00	0.00	1.47	0.00	0.00	0.00	0.00	0.00	0.00	0.00	0.00	460000.00
5	MYRA APPARELS PRIVATE LIMITED	AAFCM1637B	480000.00	0.00	0.00	1.53	480000.00	0.00	1.53	0.00	0.00	0.00	0.00	0.00	0.00	0.00	0.00	480000.00
6	DHIRGA MARKETING PRIVATE LIMITED	AADCDC0678H	496000.00	0.00	0.00	1.59	496000.00	0.00	1.59	0.00	0.00	0.00	0.00	0.00	0.00	0.00	0.00	496000.00
7	PUSHPRATAN INVESTMENT	AAFCP5260P	497000.00	0.00	0.00	1.59	497000.00	0.00	1.59	0.00	0.00	0.00	0.00	0.00	0.00	0.00	0.00	497000.00
8	OVERALL LOGISTICS PRIVATE LIMITED	AAAC03506H	500000.00	0.00	0.00	1.60	500000.00	0.00	1.60	0.00	0.00	0.00	0.00	0.00	0.00	0.00	0.00	500000.00
9	RADISON FINANCIAL ADVISORY PRIVATE LIMITED	AAACR8269H	500000.00	0.00	0.00	1.60	500000.00	0.00	1.60	0.00	0.00	0.00	0.00	0.00	0.00	0.00	0.00	500000.00
10	RUDRA PRO BUILD PRIVATE LIMITED	AAFCR0567D	531607.00	0.00	0.00	1.70	531607.00	0.00	1.70	0.00	0.00	0.00	0.00	0.00	0.00	0.00	0.00	531607.00
11	GYANDEEP FINANCIAL ADVISORY PRIVATE LIMITED	AAAMCS477Q	550000.00	0.00	0.00	1.76	550000.00	0.00	1.76	0.00	0.00	0.00	0.00	0.00	0.00	0.00	0.00	550000.00
12	SUBHLABH MERCHANDISE PRIVATE LIMITED	AAAMCS5477Q	563730.00	0.00	0.00	1.80	563730.00	0.00	1.80	0.00	0.00	0.00	0.00	0.00	0.00	0.00	0.00	563730.00
13	UNICON TIE UP PRIVATE LIMITED	AAABCL1005D	571938.00	0.00	0.00	1.83	571938.00	0.00	1.83	0.00	0.00	0.00	0.00	0.00	0.00	0.00	0.00	571938.00
14	SUNGOLD MERCHANDISE PRIVATE LIMITED	AAAPCS6102D	597000.00	0.00	0.00	1.91	597000.00	0.00	1.91	0.00	0.00	0.00	0.00	0.00	0.00	0.00	0.00	597000.00
15	SUBHLABH INVESTMENT CONSULTANT PRIVATE LIMITED	AAAMCS9475N	600000.00	0.00	0.00	1.92	600000.00	0.00	1.92	0.00	0.00	0.00	0.00	0.00	0.00	0.00	0.00	600000.00
16	MIDLAND FINANCIAL ADVISORY PRIVATE LIMITED	AAAGCM001J	622500.00	0.00	0.00	1.99	622500.00	0.00	1.99	0.00	0.00	0.00	0.00	0.00	0.00	0.00	0.00	622500.00
17	SK GROWTH FUND PRIVATE LIMITED	AADCSC5698C	1222500.00	0.00	0.00	3.91	1222500.00	0.00	3.91	0.00	0.00	0.00	0.00	0.00	0.00	0.00	0.00	1222500.00
18	EMERALD COMMERCIAL LIMITED	AAACE5795P	1638000.00	0.00	0.00	5.24	1638000.00	0.00	5.24	0.00	0.00	0.00	0.00	0.00	0.00	0.00	0.00	1638000.00
	TOTAL :===		11042775.00	0.00	0.00	35.29	11042775.00	0.00	35.29	0.00	0.00	0.00	0.00	0.00	0.00	0.00	0.00	11042775.00
	ii) Holding Less than 1% :																	
			3649319.00	0.00	0.00	11.66	3649319.00	0.00	11.66	0.00	0.00	0.00	0.00	0.00	0.00	0.00	0.00	3649319.00
			3649319.00	0.00	0.00	11.66	3649319.00	0.00	11.66	0.00	0.00	0.00	0.00	0.00	0.00	0.00	0.00	3649319.00
	Non Resident Indian																	
	i) Holding 1% and above :																	
			0.00	0.00	0.00	0.00	0.00	0.00	0.00	0.00	0.00	0.00	0.00	0.00	0.00	0.00	0.00	0.00
	TOTAL :===		57904.00	0.00	0.00	0.19	57904.00	0.00	0.19	0.00	0.00	0.00	0.00	0.00	0.00	0.00	0.00	57904.00
	ii) Holding Less than 1% :																	
			57904.00	0.00	0.00	0.19	57904.00	0.00	0.19	0.00	0.00	0.00	0.00	0.00	0.00	0.00	0.00	57904.00
			57904.00	0.00	0.00	0.19	57904.00	0.00	0.19	0.00	0.00	0.00	0.00	0.00	0.00	0.00	0.00	57904.00
	Foreign National		0.00	0.00	0.00	0.00	0.00	0.00	0.00	0.00	0.00	0.00	0.00	0.00	0.00	0.00	0.00	0.00
	Overseas Corporate Bodies		0.00	0.00	0.00	0.00	0.00	0.00	0.00	0.00	0.00	0.00	0.00	0.00	0.00	0.00	0.00	0.00
	Foreign Bank		0.00	0.00	0.00	0.00	0.00	0.00	0.00	0.00	0.00	0.00	0.00	0.00	0.00	0.00	0.00	0.00
	Trust		0.00	0.00	0.00	0.00	0.00	0.00	0.00	0.00	0.00	0.00	0.00	0.00	0.00	0.00	0.00	0.00
	Foreign Company		0.00	0.00	0.00	0.00	0.00	0.00	0.00	0.00	0.00	0.00	0.00	0.00	0.00	0.00	0.00	0.00
	Others		0.00	0.00	0.00	0.00	0.00	0.00	0.00	0.00	0.00	0.00	0.00	0.00	0.00	0.00	0.00	0.00
	Sub Total (B)(3) :		4552.00	30246430.00	0.00	96.67	30246430.00	0.00	96.67	30246430.00	0.00	96.67	30246430.00	0.00	96.67	30246430.00	0.00	29764928.00
	Total Public shareholding : (B) = (B)(1)+(B)(2)+(B)(3)		4552.00	30246430.00	0.00	96.67	30246430.00	0.00	96.67	30246430.00	0.00	96.67	30246430.00	0.00	96.67	30246430.00	0.00	29764928.00
	IEPF Authority		0.00	0.00	0.00	0.00	0.00	0.00	0.00	0.00	0.00	0.00	0.00	0.00	0.00	0.00	0.00	0.00
	TOTAL ->		4554.00	31287330.00	0.00	100.00	31287330.00	0.00	100.00	31287330.00	0.00	100.00	31287330.00	0.00	100.00	31287330.00	0.00	30805628.00




Table IV - Statement showing shareholding pattern of the Non Promoter - Non Public shareholder

Category & Name of shareholders (i)	PAN (ii)	Nos. of shareholders (iii)	No. of fully paid up equity shares held (iv)	No. of partly paid-up equity shares held (v)	Nos. of shares underlying Depository Receipt (vi)	Total nos. shares held (vii) = (iv)+(v)+(vi)	Shareholdin g % calculated as per SCRR, 1957 As a % of (A+B+C2) (viii)	Number of Voting Rights held in each class of securities (ix)			No. of Shares Underlying Outstanding convertible securities (including Warrants) (x)	Shareholding as a % assuming full conversion of convertible securities (as a percentage of diluted share capital) (xi) = (vii)+(x) as a % of (A+B+C)	Number of Locked In shares (xii)		Number of Shares pledged or otherwise encumbered (xiii)		
								No. of Voting Rights					No. (a)	As a % of total Shares held (b)		No. (a)	As a % of total Shares held (b)
								Class (Eg.)	Class y	Total							
								Total as a % of Total Voting rights									
(1) Custodian DR Holder																	
(2) Employee Benefit Trust (under SEBI (share based Employee Benefit) Regulations, 2014																	
Total Non-Promoter - Non-Public Shareholding (C)=(C1)+(C)+2)																	

